

MADE IN SLOVENIA (EU)

ANTHRON d.o.o.  
Trgovska ulica 3  
SI - 6310 IZOLA  
SLOVENIA

tel.: +386 (5) 6400150  
fax.: +386 (5) 6400151  
http: www.anthron.si  
e-mail: info@anthron.si

# LANYARD WP

WORK POSITIONING LANYARD



ver.08.2016

ANTHRON



3 year guarantee  
3 leta garancije  
3 års garanti  
Garantie 3 Jahre

Read this notice carefully  
Pred uporabo pazljivo prebrati navodila  
Läs denna anvisning noggrant  
Gebrauchsanweisung aufmerksam lesen

**WARNING:**  
Activities done at heights are inherently dangerous. Understand and accept the risks involved before participating. You are responsible for your own actions and decisions. Before using this product, read and understand all instructions and warnings that accompany it and familiarise yourself with its proper use, capabilities and limitations. We recommend that every climber seeks proper training in the use of the equipment. Failure to read and follow these warnings can result in severe injury or even death!

Lanyard WP is a component of a personal protective equipment device and **must not be used by its own**. It was designed to offer you the degree of safety expected from equipment concordant with the Directive 89/686/EEC.

**USE:** Lanyard WP is intended to be used with older versions of Lory conforming to EN 358 (positioning and restraint) and Lory SAFE and Lory SMART (positioning, restraint and temporary anchoring). Only these combinations are certified according to EN 358 and EN 795 B.

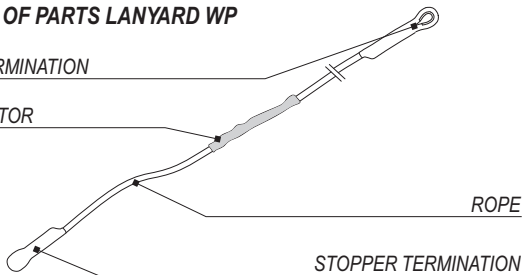
## NOMENCLATURE OF PARTS LANYARD WP

ATTACHMENT TERMINATION

SLIDING PROTECTOR

ROPE

STOPPER TERMINATION



## DATA ON LANYARD WP

SERIAL NUMBER XX.XX.XXX

ITEM / PRODUCT

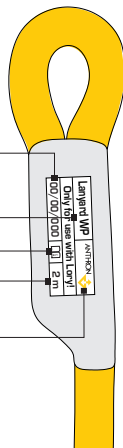
READ INSTRUCTIONS LOGO

LENGTH

MANUFACTURER  
or SUPPLIER

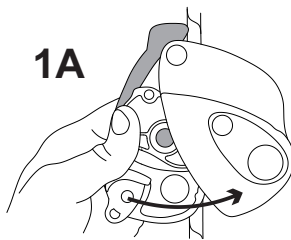
XX XX XXX

→ SERIAL NUMBER  
→ PRODUCTION YEAR  
→ PRODUCTION WEEK

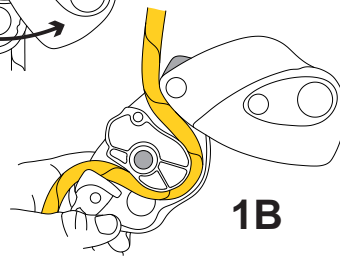


## INSTALLATION OF THE LANYARD

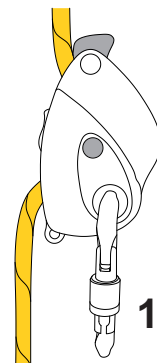
1A



1B



1C



## ENGLISH

UNDERSTAND AND FOLLOW  
THESE INSTRUCTIONS CAREFULLY!



### SAFETY MEASURES AND WARNINGS

- There are innumerable and even unimaginable possible modes of use of this device. Only techniques shown in the figures that are not crossed out or displaying a skull are recommended and covered by the warranty.
- This product must be used exclusively by adequately skilled persons, otherwise the user must be constantly supervised by trained personnel, who must guarantee for the safety. This includes liability against damages, injuries and death incurred by improper use or misuse of the equipment.
- The work positioning and restraint device (Lory with Lanyard WP) is intended to be used combined with personal protective equipment conforming to Directive 89/686/EEC and compatibly with the relevant information.
- Use only EN 362 certified carabiners with the lanyard.
- Devise a rescue plan before any work is undertaken.
- The lifetime of this product will be extended if it is used with care. In particular, avoid rubbing non-protected parts against abrasive surfaces and/or sharp edges.
- The braking action of the device and thus your safety may be considerably reduced if the device or the rope is dirty, oily, muddy or icy.
- Prolonged use in salty environments (e.g. sea cliffs) may affect the performance of the product.
- Do not expose the device to significant heat or cold (see work and stock temperature).
- Avoid any contact with chemical reagents as they may affect the performance of this product. Contact the producer if in doubt.

### INSTALLATION OF THE LANYARD

To install the lanyard into the Lory, press the opening button and simultaneously slide the housing sides apart (1A). The working end of the rope exits the device close to the axle around which the housing sides rotate (consult the sketch on the housing for help). Lead the rope around the cam so that the free end of the lanyard exits the device between both camming elements (1B). Slide the housing sides back together. The device is only closed properly once the opening button locks the top housing side and is fully released (1C).

**WARNING:** If the lanyard is not inserted correctly, the locking mechanism does not work.

### FUNCTIONAL PRINCIPLES

Consult instructions for Lory SMART and Lory SAFE.

### GENERAL INFORMATION

#### Regular examination:

- Do not hesitate to retire the lanyard if it shows signs of wear or after a major fall or a major impact. They could cause internal or invisible damage that may significantly weaken its strength. In case of uncertainty treat the lanyard as damaged or consult ANTHRON.
- Regular periodical inspections must be carried out by a competent person at least once a year. For this purpose an inspection record should be established (see the backside of these instructions). Furthermore, we would sincerely recommend one set of equipment is used by one person only as its history of use is best traced and understood in this way.
- Before each use, it is obligatory to check the lanyard and verify that all its components (rope, stitching, stitch covers and sliding protector) are faultless and in good working condition.

#### Packing, storage, maintenance and cleaning

Each product is packed with its INSTRUCTIONS FOR USE. Proper maintenance and storage are imperative to ensure correct functioning of the product (as well as all your equipment) and thus your safety. Clean the product with a brush under running cold water of domestic supply. If the stains persist, clean it in warm water (maximum 30 °C) with ordinary soap. Then rinse thoroughly, and dry naturally in a shaded ventilated place away from sources of heat.

#### Temperatures

While it is permissible to use this product within the temperature range from -40 °C to +80 °C, it is advisable to stock it in a dry place at room temperature.

#### Lifetime

Lifetime is set by the date of production and must not exceed 10 years. Service time starts with the date of first use and depends on frequency and mode of application, on environment where it is used (e.g. marine, cave, corrosive atmosphere), and on mechanical wear and damage. Retirement is therefore left to regular checks and annual inspections of this product.

#### Guarantee and its limitations

This product is guaranteed for 3 years from purchase against any faults in materials or manufacture. The guarantee does not apply in cases of misuse, normal wear and tear, unauthorised modifications or alterations, improper use, improper maintenance, accidents, negligence, damage or if the product is used for a purpose it was not designed for. If you discover a defect, you should return the product to the reseller you purchased the product from or directly to ANTHRON.

**ANTHRON is not responsible for the consequences of direct, indirect, accidental or any other type of damage resulting from the use of its products.**

