

**MILLER**<sup>®</sup>

by Honeywell

## Quick guide “Söll<sup>®</sup> BodyControl II”




EN 353-1:2014  
CE 0158


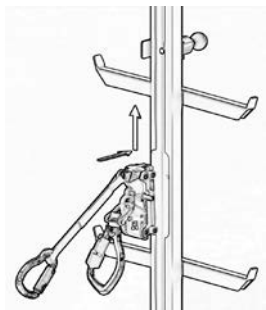


# MILLER<sup>®</sup>

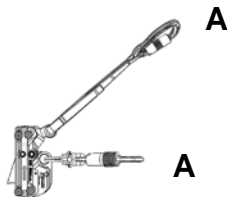
by Honeywell



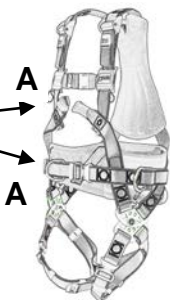
Min. 40Kg  
Max. 140Kg



Insert the fall  
arrester into the  
guide rail

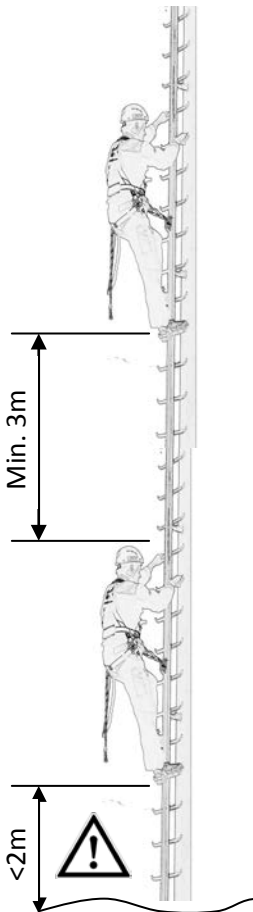


EN 361





by Honeywell



Min. - 40°C



Max. + 70°C

Max. -10°

Max. +15°



**Inspection before use:**

- The period for annual inspection is not expired
- All components of the fall arrester have to be free of cracks, must not be bended or loose
- The shock absorber and safety catch have to move smoothly and independently
- The shock absorber must not be deformed
- The arrow heads of the fall indicator marking close to the shock absorber eye are aligned with each other
- The Söll GlideLoc<sup>®</sup> fall arrest system appears to have no defects and the period of annual is not expired

**In case of defects of the fall arrester or doubts:**

- Don't use the fall arrester / the fall arrest system
- Ask for inspection of the fall arrester / the fall arrest system